

Blue Star® 185

**Gas Engine-Driven
Welder/AC Generator** 

Quick Specs

Industrial Applications

Maintenance
Repair
Farm/Ranch Applications
Construction
Stand-Alone Generator
Service Trucks

Processes

Stick (SMAW)
DC TIG (GTAW)
Air Plasma Cutting and Gouging
with optional Spectrum models

Output Range for DC Stick/TIG 60–195 A

Generator Power Output Rated at 104° F (40° C)
6500 W Peak, 6200 W Continuous

Net Weight
296 lb. (134 kg)

**Accu-Rated™– Not Inflated
Generator Power**

Reliable Blue Star engine drive is the standard for portable welder/generators.

Large 6.25-gallon fuel capacity leads its class. Longer run time for welder or generator usage. See page 2 for fuel consumption data.

Standard electric start for easy engine start-up.

Standard auto idle. Idles engine while not in use. Reduces fuel consumption and noise.

Engine controls on front for engine switch, idle control and choke cable.

Hour meter provides easy tracking of run hours for maintenance intervals.

Compact and portable, its small footprint uses little truck space. Optional running gear also makes the Blue Star one-man portable.



Class-leading 6500-watt peak power of regulated power to extend power tool life.

Accu-Rated™ peak generator power is usable for maximum generator loads such as plasma cutting, Millermatic® MIG welders and motor starting.

Single-range amperage control makes setting amperage levels easy.

Quick-reference parameter chart provides convenient amperage setting guidance.

120 V GFCI and 240 V receptacles provide power for jobsite tools. Receptacles are circuit-breaker protected.

Receptacle covers improve reliability by protecting receptacles from debris.

Reliable air-cooled OHV engine ensures consistent engine performance.



Welder/generator is warranted by Miller for 3 years, parts and labor.
Engine is warranted 3 years by engine manufacturer.



Miller Electric Mfg. Co.
An ITW Company
1635 West Spencer Street
P.O. Box 1079
Appleton, WI 54912-1079 USA

Equipment Sales US and Canada
Phone: 866-931-9730
FAX: 800-637-2315
International Phone: 920-735-4554
International FAX: 920-735-4125

MillerWelds.com
  



Specifications (Subject to change without notice.)



Welding Mode	Process	Amperage Range	Rated Weld Output at 104° F (40° C)*	Single-Phase Generator Power	Dimensions	Net Weight (without fuel)
CC/DC	Stick/TIG	60–195 A	185 A at 25 V, 20% Duty Cycle 150 A at 25 V, 100% Duty Cycle	Peak: 6500 watts Continuous: 6200 watts 120/240 VAC, 40/26 A	H: 24.75 in. (629 mm) W: 20.625 in. (524 mm) D: 31.25 in. (794 mm)	296 lb. (134 kg)

*Rated at sea level.



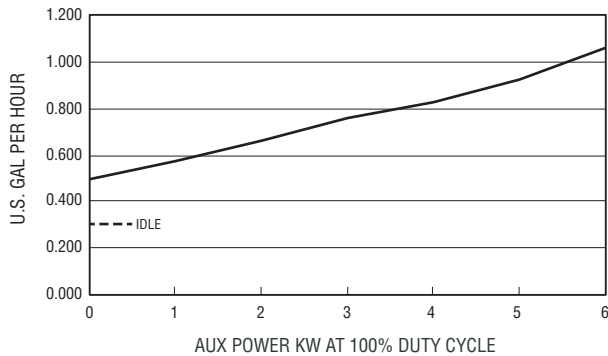
Certified by Canadian Standards Association to both the Canadian and U.S. Standards.

Engine Specifications (Engines warranted separately by the engine manufacturer.)

Engine Brand and Warranty	Horsepower (HP)	Type	Engine Speeds	Fuel Capacity	Oil Capacity	Standard Shutdowns
Kohler CH440, 3-year warranty	13.4 HP at 3600 RPM	One-cylinder, four-cycle, air-cooled, OHV	3750 RPM (2500 RPM at idle)	6.25 gal. (23.7 L)	1.4 qt. (1.3 L)	Low Oil Level

Performance Data

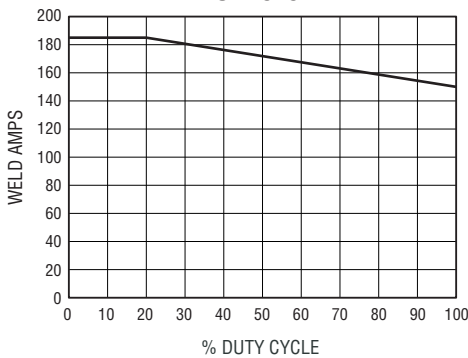
FUEL CONSUMPTION



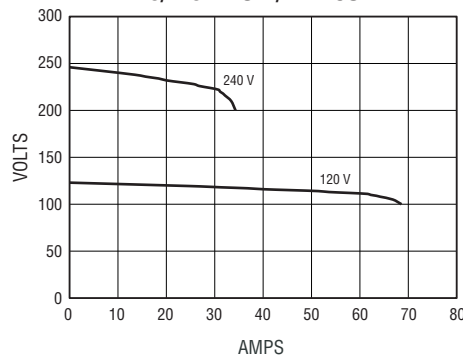
Fuel Consumption Data

- 6.25-gallon fuel capacity.
- Under a continuous load of 3000 watts of generator power, the Blue Star 185 will run for about 7.5 hours.
- Welding at 130 amps (at 30 percent duty cycle), the Blue Star 185 will run for about 12.8 hours of operation.

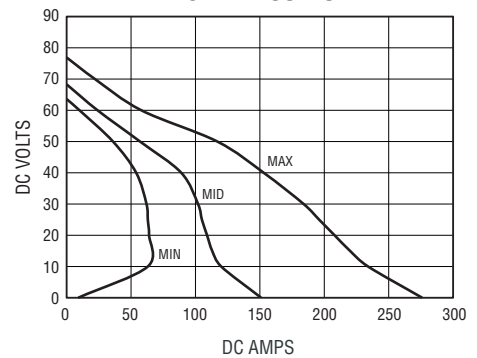
DUTY CYCLE



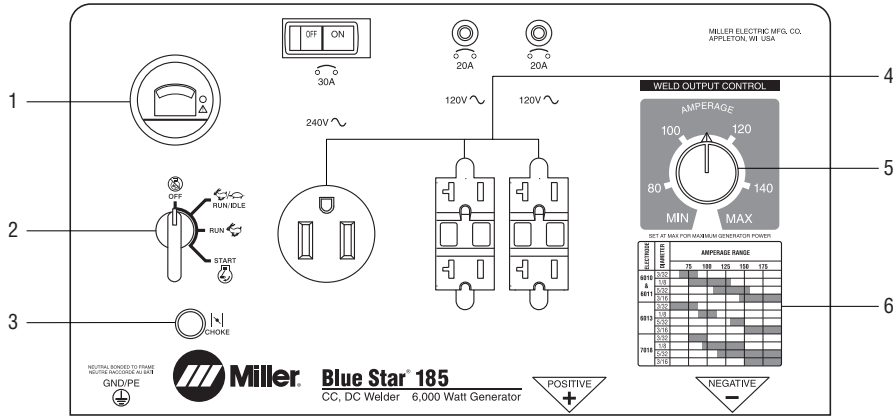
120/240 V VOLT/AMP CURVE



DC WELD OUTPUT



Control Panel



1. Engine Hour Meter
2. Engine Switch with Auto Idle
3. Choke Cable
4. 240 VAC and 120 VAC GFCI Receptacles
5. Single-Range Amperage Control
6. Quick-Reference Parameter Chart

Power Usage Guide

The Power Generator is designed to provide **strong power** while keeping the voltage within 10 percent of 120/240 VAC. 120/240 VAC \pm 10 percent is the range where tools and motors are designed to operate. **This increases tool/motor performance and tool/motor life.**

Typical Contractor Tools

Tool	Starting Watts	Running Watts
Hand Drill 1/4 inch 1/2 inch	350 600	350 600
Circular Saw 6-1/2 inch 8-1/4 inch	500 1400	500 1400
Table Saw (10 inch)	6300	1800
Band Saw (14 inch)	2500	1100
Air Compressor 1/2 HP 1-1/2 HP	3000 8200	1000 2200
Electric Chain Saw 1/2 HP, 12 inch 2 HP, 14 inch	1100 1100	1100 1100
Flood Lights HID Metal Halide Mercury Vapor	125 313 1000 1250	100 250 — 1000
Submersible Pump (400 gph)	600	200
Centrifugal Pump (900 gph)	900	500
High Pressure Washer 1/2 HP 1 HP	3150 6100	950 1600
Wet & Dry Vac (1.7 HP)	900	900

Typical Farm Equipment

Machine	Starting Watts	Running Watts
Portable Conveyor (1/2 HP)	3400	1000
Farm Duty Motors (e.g. Conveyors, Feed Augers Air Compressors) 1/3 HP 1-1/2 HP	1720 8200	720 2200
Washer (2 gal/min.) 550 PSI 700 PSI	4500 6100	1400 1600

Typical Industrial Motors

Motor	Starting Watts	Running Watts
Split Phase 1/8 HP 1/2 HP	800 3175	300 875
Capacitor Start — Induction Run 1/3 HP 1-1/2 HP	2020 8200	720 2200
Capacitor Start — Capacitor Run 1-1/2 HP	8100	2000
Fan 1/8 HP 1/2 HP	1000 3500	400 1100

Typical Household

Appliance	Starting Watts	Running Watts
Dishwasher Cool Dry Hot Dry	1400 1400	700 1450
Electric Range 6-inch Element 8-inch Element	0 0	1500 2100
Microwave Oven (625 watts)	800	625
Refrigerator or Freezer	2200	700
Automatic Washer	2300	1150
Clothes Dryer Gas Electric	1800 1800	700 5750
Garage Door Opener 1/4 HP 1/2 HP	1100 1400	550 725
Furnace Fan (Gas/Fuel Oil) 1/8 HP 1/6 HP 1/4 HP 1/3 HP 1/2 HP	500 750 1000 1400 2350	300 500 600 700 875
Lights	0	As Indicated
Radio	0	50–200
Well Pump 1/3 HP 1/2 HP	1400 2100	750 1000
Sump Pump 1/3 HP 1/2 HP	1300 2150	800 1050
Central Air Conditioner 10,000 BTU 20,000 BTU 24,000 BTU 32,000 BTU 40,000 BTU	2200 3300 4950 6500 7800	1500 2500 3800 5000 6000

Genuine Miller® Options and Accessories



Running Gear #301 246
Compact, balanced, lightweight, wheelbarrow-style running gear designed for easy on-site mobility.



Lifting Eye #195 353
Secure lift point when picking up machine.

Protective Cover #301 245
Blue with logo. Attractive, mildew-resistant, odor-free, water-resistant cover protects your machine's finish.

Spark Arrestor Kit #301 244
Mandatory when operating on California grasslands, brush, or forest-covered land and all National Forests. For other areas, check your state and local laws.

Weld Leads #300 836
Consists of 50-foot (15.2 m), No. 2 electrode cable with insulated electrode holder and lug, and 50-foot (15.2 m) No. 2 work cable with clamp and lug.



Spectrum® 375 #907 532
115/230 V with 20-foot torch. Cuts up to 3/8-inch mild steel. See Lit. Index No. PC/9.1.

Order the following from Miller Service Parts.

Remote Oil Drain Kit #224 831
Quick connect for easy engine maintenance.

Receptacle Kit #088 297
6-foot cord with NEMA 6-50P plug to adapt to any 240 V application.

240 V Electrical Plug #213 380
For use with 240 V receptacle.

Engine Tune-Up Kit #268 469 Field
For Kohler CH440. Includes spark plug and engine air filter.

Ordering Information

Equipment and Options	Stock No.	Description	Qty.	Price
Blue Star® 185	#907 664	Kohler engine, with 120 V GFCI receptacles		
Accessories				
Running Gear	#301 246	Balanced running gear for easy transport		
Lifting Eye	#195 353	Provides safe and secure lifting of machine		
Protective Cover	#301 245	Blue with logo		
Spark Arrestor Kit	#301 244			
Remote Oil Drain Kit	#224 831	Quick connect for easy engine maintenance. <i>Order from Miller Service Parts</i>		
Receptacle Kit	#088 297	6-ft. cord with 240 V plug. <i>Order from Miller Service Parts</i>		
240 V Electrical Plug	#213 380	For use with 240 V receptacle. <i>Order from Miller Service Parts</i>		
Engine Tune-Up Kit	#268 469	Includes spark plug and engine air filter. <i>Order from Miller Service Parts</i>		
Stick Accessories				
Weld Leads	#300 836	Includes 50-ft., No. 2 electrical cable and holder, 50-ft. work cable with clamp and lug		
Plasma Accessories				
Spectrum® 375	#907 532	115/230 V, 20-ft. torch. See Lit. Index No. PC9.1		

Date:

Total Quoted Price:

Distributed by:



Kristian Electric Ltd.

Calgary
4215 64th Avenue SE
(403)292-9111

Edmonton
14236 121A Avenue
(780)444-6116

Saskatoon
710 46th Street E
(306)343-9111

www.kristian.ca

