

## SPACEMASTER® SX WIRE ROPE HOISTS 1/2 - 250 TON (500 - 250,000 KG) CAPACITIES

### SX Low Headroom Trolley



Space-saving compact designs

Best solution for single girder cranes

### SX Normal Headroom Trolley



Monorail and jib crane applications


### SX Double Girder Trolley



High capacities & special applications available


Superior clearance and headroom

### DXW Heavy-Duty Hoist



Designed for demanding, heavy-duty applications


### EX Hazardous Location Hoists



Class I, Division 1, Groups B and C, Temp Class T4

Class I, Division 2, Groups B, C, D, Temp Class

### SXL Heavy Lifting Winch



## LK ELECTRIC CHAIN HOISTS 1/8 - 5 TON (125 - 5000 KG) CAPACITIES

### Top Hook or Lug Mount



### Manual Trolleys



Push or hand geared trolleys available

### Motorized Trolleys



Two-speed or variable speed available

### Digichain™ Ergonomic Controls



Work station crane applications



All SX and LK hoists are HMI-Certified<sup>SM</sup>

RISE ABOVE™

## CRANE PACKAGES 1/2 - 80 TON (500 - 80,000 KG) CAPACITIES

### QX® Modular Crane Packages



- Top or underrunning designs
- All components are CSA C/US approved
- PRQ ergonomic pendant controller

### NRGmaster Crane Packages




- Increase hook coverage on floor
- Decrease maintenance pitfalls associated with traditional C-track festoons
- Radio control comes standard

### QLP Push Crane Packages



- Single or two-speed hoist controls
- LK electric chain hoist
- Push style end trucks
- Standard crane spans up to 30 ft (9.144 m)

### QL Modular Crane Packages



- LK electric chain hoist with motorized trolley
- Single girder top running/single girder underrunning crane configurations
- Standard crane spans up to 62 ft (19 M)

## CONTROLS AND CONDITION MONITORING

### ControlMaster® Crane Inverter Control Systems



- Economical, variable frequency drive solution as standard for trolley and bridge motions
- Optional ControlMaster® Anti-Sway system designed to decrease and control load sway

### ASR & ESR Inverter Hoisting Control



- ASR = Open loop control / speed supervision
- ESR = Closed Loop / extended speed range
- Quick delivery & improved safety

### HoistMonitor® & HoistWatch Condition Monitoring



- HoistMonitor® & HoistWatch assist in the safe operation, maintenance and performance of the hoist

## PENDANTS, RADIOS & CRANE COMPONENTS

### PRQ Pendant Controller



- Pistol-grip ergonomic design
- NEMA 4 & IP65 enclosure ratings
- CE, cUL, & CCC certification

### Racon® 3 Radio Control



- Ergonomic one-hand usability
- CSA & C/US certification
- Transmitter protection NEMA type 4 (IP65)

### Crane Components



- Top running and underrunning designs
- Bolted connection plates

## EZ-LIFT™ MANUAL CHAIN PRODUCTS & R&M OEM PARTS 1/4 - 10 TON (250 - 10,000 KG) CAPACITIES

### RM Series II Manual Chain Hoist



- Grade 80 alloy steel load chain with galvanized finish

### RLP Premium Lever Puller



### RL Lever Puller



### RBC Beam Clamp



### RPT Push Trolley



### RPTC Hand Geared Trolley



### R&M OEM Parts



- Extend the life of your equipment
- Protect your warranty